
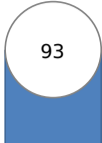
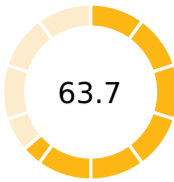
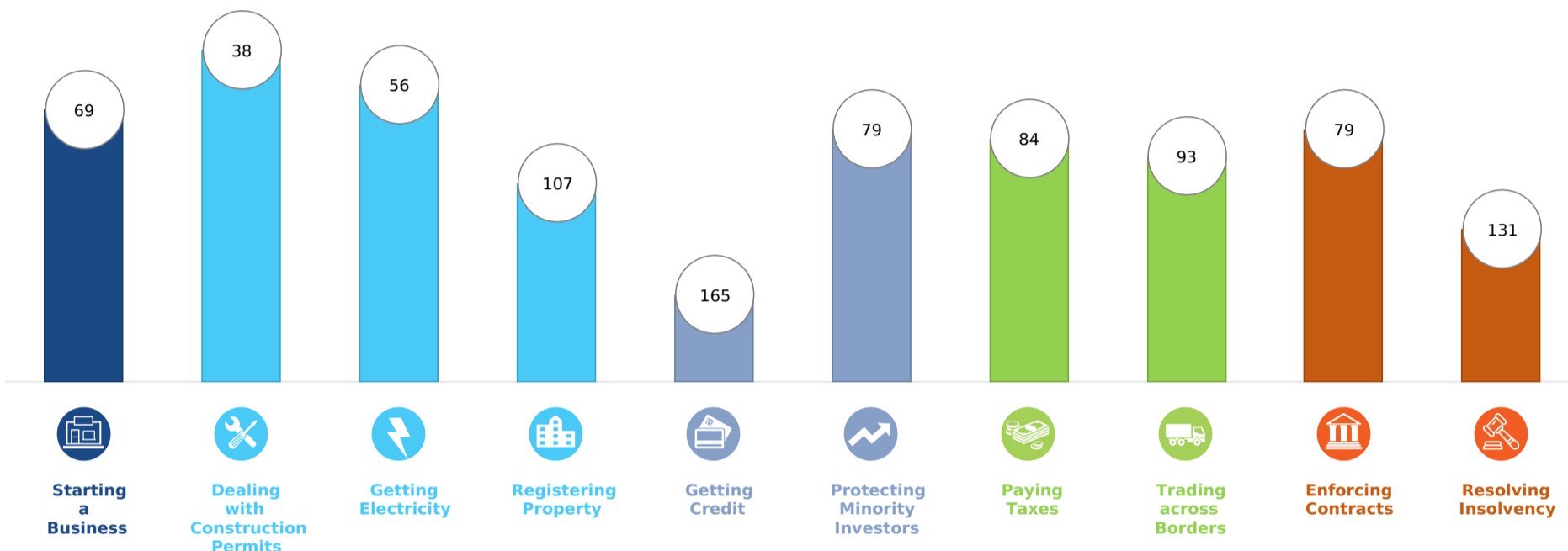


Ease of Doing Business in St. Lucia 	Region Latin America & Caribbean	DB RANK 	DB SCORE 
	Income Category Upper middle income		
	Population 181,889		
	City Covered Castries		

Rankings on Doing Business topics - St. Lucia



Topic Scores



Starting a Business (rank)	69
Score of starting a business (0-100)	89.4
Procedures (number)	5
Time (days)	11
Cost (number)	17
Paid-in min. capital (% of income per capita)	0.0
Dealing with Construction Permits (rank)	38
Score of dealing with construction permits (0-100)	76.4
Procedures (number)	14
Time (days)	116
Cost (% of warehouse value)	0.5
Building quality control index (0-15)	10.5
Getting Electricity (rank)	56
Score of getting electricity (0-100)	83.0
Procedures (number)	6
Time (days)	26
Cost (% of income per capita)	171.1
Reliability of supply and transparency of tariff index (0-8)	7
Registering Property (rank)	107
Score of registering property (0-100)	59.8
Procedures (number)	9
Time (days)	17
Cost (% of property value)	7.2
Quality of the land administration index (0-30)	18.5

Getting Credit (rank)	165
Score of getting credit (0-100)	25.0
Strength of legal rights index (0-12)	5
Depth of credit information index (0-8)	0
Credit registry coverage (% of adults)	0.0
Credit bureau coverage (% of adults)	0.0
Protecting Minority Investors (rank)	79
Score of protecting minority investors (0-100)	58.0
Extent of disclosure index (0-10)	4.0
Extent of director liability index (0-10)	8.0
Ease of shareholder suits index (0-10)	8.0
Extent of shareholder rights index (0-6)	3.0
Extent of ownership and control index (0-7)	4.0
Extent of corporate transparency index (0-7)	2.0
Paying Taxes (rank)	84
Score of paying taxes (0-100)	75.5
Payments (number per year)	35
Time (hours per year)	110
Total tax and contribution rate (% of profit)	34.7
Postfiling index (0-100)	76.9

Trading across Borders (rank)	93
Score of trading across borders (0-100)	73.9
<i>Time to export</i>	
Documentary compliance (hours)	19
Border compliance (hours)	27
<i>Cost to export</i>	
Documentary compliance (USD)	63
Border compliance (USD)	718
<i>Time to export</i>	
Documentary compliance (hours)	14
Border compliance (hours)	27
<i>Cost to export</i>	
Documentary compliance (USD)	98
Border compliance (USD)	842
Enforcing Contracts (rank)	79
Score of enforcing contracts (0-100)	59.7
Time (days)	645
Cost (% of claim value)	37.3
Quality of judicial processes index (0-18)	11.5
Resolving Insolvency (rank)	131
Score of resolving insolvency (0-100)	35.9
Recovery rate (cents on the dollar)	43.5
Time (years)	2.0
Cost (% of estate)	9.0
Outcome (0 as piecemeal sale and 1 as going concern)	0
Strength of insolvency framework index (0-16)	4.0